

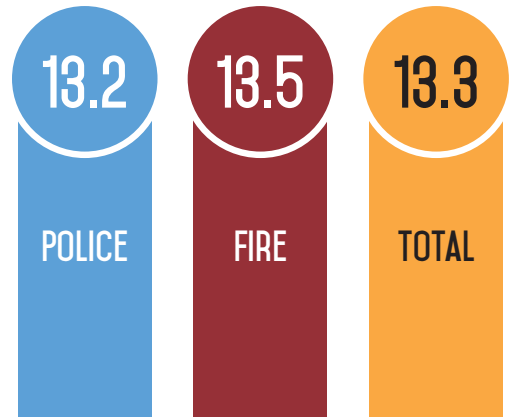


ACTIVE MEMBER PROFILE SNAPSHOT

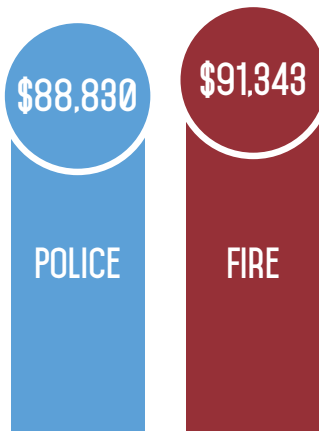
ACTIVE MEMBERS

	POLICE	FIRE	TOTAL
	15,441	14,490	29,931
 MALE	13,639	13,894	27,553
 FEMALE	1,802	596	2,398
AVERAGE AGE	40.7	41.1	40.9

AVERAGE YEARS OF SERVICE



AVERAGE SALARY

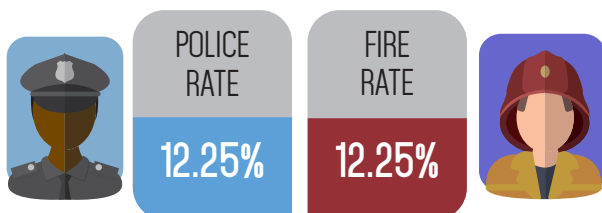


ACTIVE MEMBERS BY AGE

	POLICE	FIRE	TOTAL
29 AND UNDER:	2,934	2,487	5,421
30-39:	4,813	4,462	9,275
40-49:	3,901	3,953	7,854
50-59:	3,486	3,208	6,694
60+:	307	380	687

MEMBER CONTRIBUTIONS

LAST INCREASE: 2013



EMPLOYER CONTRIBUTIONS

UNCHANGED SINCE 1986

